



Oldroyd AS

Kragerø Næringspark
3766 Sannidal
Norway

Tel: 00 47 35 98 75 50 Fax: 00 47 35 98 75 51
e-mail: oldroyd@oldroyd.com
website: www.fixoldroyd.com


**Agrément
Certificate
No 06/4345**

Designated by Government
to issue
European Technical
Approvals

OLDROYD P

Soutien étanche
Wasserdichte Stütze

Product




• THIS CERTIFICATE RELATES TO OLDROYD P, A PROFILED POLYPROPYLENE SHEET INCORPORATING A POLYPROPYLENE MESH AS A KEY FOR PLASTER AND RENDER COATS.

- The product is used in new or existing buildings, either:
 - externally as a waterproof support for render in exposed situations or where the wall surface has deteriorated, or
 - internally on walls and vaulted ceilings, above or below ground, over a contaminated or damp background to support a gypsum or cementitious plaster, or dry lining on plaster dabs.

Regulations

1 The Building Regulations 2000 (as amended) (England and Wales)

 The Secretary of State has agreed with the British Board of Agrément the aspects of performance to be used by the BBA in assessing the compliance of waterproofing-tanking (walls) with the Building Regulations. In the opinion of the BBA, the use of Oldroyd P in new constructions, if used in accordance with the provisions of this Certificate, will meet the relevant requirements. In the opinion of the BBA, the use of Oldroyd P in an existing building is not subject to these Regulations, but action to satisfy Requirement C2 and Regulation 7 may be necessary for a 'Material change of use' as defined in Regulation 5(a).

Requirement: C2(a)(b)

Resistance to moisture

Comment:

The product adequately resists the passage of moisture. See section 9.1 of this Certificate.

Requirement: Regulation 7

Materials and workmanship

Comment:

The product is acceptable. See section 13.1 of this Certificate.

2 The Building (Scotland) Regulations 2004



In the opinion of the BBA, the use of Oldroyd P in new constructions, if used in accordance with the provisions of the Certificate, will satisfy or contribute to satisfying the various Regulations and related Mandatory Standards as listed below. In the opinion of the BBA, the use of Oldroyd P in an existing building is not controlled by these Regulations, but action to satisfy the Regulations and related Mandatory Standards below may be necessary for a 'Conversion' as defined in Regulation 4 of these Regulations.

Regulation:	8	Fitness and durability of materials and workmanship
Regulation:	8(1)	Fitness and durability of materials and workmanship
Comment:		The product can contribute to a construction satisfying this Regulation. See section 13.1 and the <i>Installation</i> part of this Certificate.
Regulation:	9	Building standards — construction
Standard:	3.3	Flooding and ground water
Standard:	3.4	Moisture from the ground
Standard:	3.6(a)	Surface water drainage
Standard:	3.10	Precipitation
Comment:		The product adequately resists the passage of moisture and can contribute to satisfying these Standards with reference to clauses 3.4.1 ⁽¹⁾⁽²⁾ , 3.4.2 ⁽¹⁾⁽²⁾ and 3.10.1 ⁽¹⁾⁽²⁾ respectively. See section 9.1 of this Certificate.
Regulation:	12	Building standards — conversions
Comment:		All comments given for this product under Regulation 9, also apply to this Regulation with reference to clause 0.12.1 ⁽¹⁾⁽²⁾ and Schedule 6 ⁽¹⁾⁽²⁾ . (1) Technical Handbook (Domestic). (2) Technical Handbook (Non-Domestic).

3 The Building Regulations (Northern Ireland) 2000



In the opinion of the BBA, the use of Oldroyd P in new constructions, if used in accordance with the provisions of this Certificate, will satisfy the various Building Regulations as listed below. In the opinion of the BBA, the use of Oldroyd P in an existing building is not controlled by these Regulations, but action to satisfy Regulations B2 and C4 may be necessary for a 'Material change of use' under Regulation A9.

Regulation:	B2	Fitness of materials and workmanship
Comment:		The product is acceptable. See section 13.1 of this Certificate.
Regulation:	C4	Resistance to ground moisture and weather
Comment:		The product adequately resists the passage of moisture. See section 9.1 of this Certificate.

4 Construction (Design and Management) Regulations 1994 (as amended) Construction (Design and Management) Regulations (Northern Ireland) 1995 (as amended)

Information in this Certificate may assist the client, planning supervisor, designer and contractors to address their obligations under these Regulations.

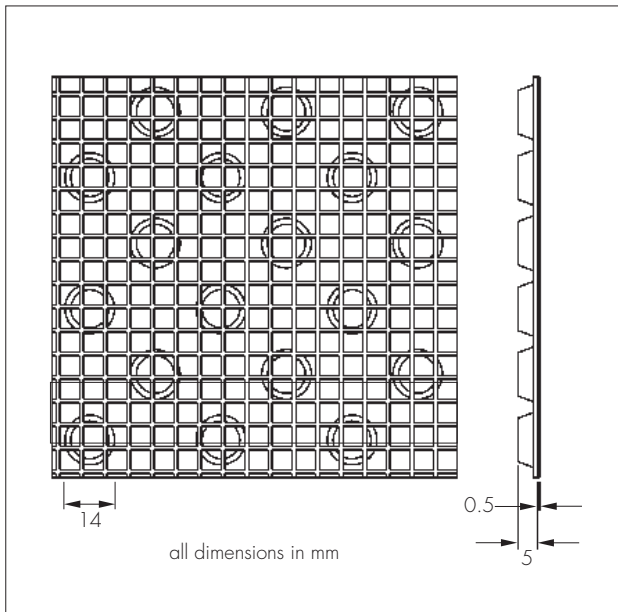
See section: 5 Description (5.2).

Technical Specification

5 Description

5.1 Oldroyd P is a moulded, green translucent polypropylene membrane, with moulded raised domes, and a dome-free flange, faced with a polypropylene mesh (see Figure 1).

Figure 1 Oldroyd P



5.2 The membrane's characteristics are:

width (m)	1.5, 2.0
roll length (m)	10, 20
weight of roll (kg)	7.95, 21.2
thickness (mm)	0.5
weight (kgm ⁻²)	0.53
height (mm)	5.0
stud height (mm)	4.0
width of flange (mm)	62

5.3 Ancillary items used with the products are:

- Oldroyd Jointing Tape — 30 mm wide and 1.0 mm thick butyl tape for the jointing of laps and detailing at corners
- Oldroyd Jointing Rope — 10 mm diameter extruded butyl sealant for sealing the membrane, and for detailing
- Oldroyd Pipe Collars — 12 mm to 110 mm diameter, used in conjunction with Oldroyd Jointing Tape and Rope to seal pipes protruding from the membrane
- Oldroyd Plugs — plastic plugs for fixing the membrane to walls
- Oldroyd Cotton Fleece Tape — 1 mm by 115 mm cotton-backed butyl tape for sealing butt joints and providing an adequate key for plaster/render coats.

6 Manufacture and quality control

6.1 The membrane is formed in a continuous process in which polypropylene is extruded into sheets and vacuum formed and polypropylene mesh is heat-welded to the surface.

6.2 Quality control is exercised over raw materials, during manufacture and on the final product.

7 Delivery and site handling

7.1 Individual rolls are packaged in polythene wrapping, palletised and stretch-film wrapped. The product is labelled with the product name, manufacturer's name, and the BBA identification mark incorporating the number of this Certificate.

7.2 Rolls should be stored on end, under cover and protected from sharp objects, sunlight and high temperatures.

Design Data

8 General

8.1 Oldroyd P is satisfactory for use as a support for a dry lining fixed by plaster dabs, or for replastering/rendering, over internal walls of all types of construction, in the following situations:

- damp walls in underground situations subject to high groundwater levels, and perennial moisture
- on vaulted ceilings of archways or cellars subject to dripping water
- in conjunction with a remedial dpc system where the walls have a high salt content and/or it is necessary to complete the installation immediately without allowing a period for initial drying
- over a wall which has a friable or painted surface, is contaminated with oil or mould, or has a high salt content
- as a waterproofing or 'tanking' in areas subject to vibration.

8.2 Depending on the application required and the site conditions, the membrane may be used as:

- a dry-lining for walls, ventilated into the room via aeration slots at the top and bottom of the wall
- a completely sealed system covering floor, wall and ceiling (used in conjunction with other Oldroyd membranes covered by an Agrément Certificate) with provision made for disposing of water build-up behind the membrane via a sump and pump.

8.3 The system is satisfactory for use in Type C (drained protection) structural concrete constructions in accordance with BS 8102 : 1990, Clause 3.2.4.

8.4 Oldroyd P is also satisfactory for use as a waterproof support for render on walls in exposed external situations, and/or where the brickwork has deteriorated.

9 Resistance to water and water vapour



9.1 The membrane is water resistant and has a high resistance to the transmission of water vapour. Consequently, when used internally, the measures described in the *Installation* part of this Certificate must be followed to ensure that, where the surface is damp, there is a flow of air across it, or where the membrane acts as a drainage layer, there is no excessive build up of water behind the system.

9.2 All joints and fixings must be sealed with Oldroyd sealing products, and drainage channels and gullies, or sumps and pumps should be installed as necessary to disperse excess or standing water.

9.3 Floors should have a drainage outlet point. There should be a fall towards the outlet point or a drainage channel made around the perimeter of the floor, to ensure water can flow to the outlet.

10 Resistance to salt transfer

The system provides an effective barrier to the transmission of salts or other contaminants from the substrate.

11 Resistance to impact

Oldroyd P plastered, rendered or dry-lined, has a satisfactory resistance to soft and hard body impacts.

12 Wall-mounted fittings

Wall-mounted fittings (apart from lightweight items such as framed pictures) should be fixed (using recommended proprietary fixings) through the membrane and lining board, plaster or render to the loadbearing structure behind. Holes made in the membrane should be filled with Oldroyd Jointing Tape and Rope.

13 Durability



13.1 Under normal conditions of use, the product will provide an effective barrier to the transmission of salts, liquid water and water vapour for the life of the structure in which it is installed.

13.2 Regular maintenance of all gullies, sumps and pumps must be conducted to ensure that a build-up of water does not occur behind the membrane.

Installation

14 Survey in damp conditions

14.1 If installing Oldroyd P when conditions are damp, a full survey is necessary by a specialist surveyor to diagnose the cause and to establish if treatment is required.

14.2 If rising damp is found, a remedial treatment is conducted in accordance with the relevant Agrément Certificate, BS 6576 : 2005 and BWPDA Code of Practice COP3 : 1997.

14.3 Appropriate remedial measures are taken to rectify other causes of damp conditions or water ingress and to repair structural defects.

15 Surface preparation

15.1 When used in an existing building, unsound plaster or render is removed to expose the substrate which is then cleaned with a wire brush to remove any loose material, laitance, salt residue, mould or adhesive. If mould is present the wall is treated with a fungicidal wash in accordance with the manufacturer's instructions.

15.2 Uneven substrates should be dubbed out with a cement-lime-sand (1:1:6) render to achieve a flat finish, and allowed to dry thoroughly before fixing the membrane.

16 Walls and ceilings

General

16.1 Power cables, points and light switches preferably should be remounted in front of the membrane.

16.2 Internally, the membrane should always be used with the lower sheet placed in front of the higher sheet. Externally, the lower sheet should be placed behind the higher sheet. Joints with the flanged edge are sealed using Oldroyd Jointing Tape, stud-to-stud joints (without the flanged edge) are sealed by overlapping the membrane by 100 mm to 150 mm and positioning Oldroyd Jointing Rope between the last two rows of domes. On occasions where a butt joint is unavoidable, the edges of both membranes should be cut in a straight line. A strip of dpc or heavy gauge polythene at least 200 mm wide is inserted behind the join, and the two membranes sealed using Oldroyd Cotton Fleece Tape.

16.3 Fixings are made through domes into holes drilled through the membrane into the substrate. Oldroyd Plugs to which Oldroyd Jointing Rope has been applied around the rim, are inserted into the holes and tapped flush with the membrane.

16.4 On difficult substrates the fact that the membrane is clear will allow the contractor to view the substrate through the membrane and choose the optimum site for each fixing.

16.5 Spacings between fixings will depend on the application and the nature of the substrate, but should be kept to a maximum of 300 mm for internal applications and 150 mm for external applications.

Ceilings

16.6 Ceilings to be covered should always have a fall, as per vaulted cellar constructions, to ensure

water does not build up against the membrane or a joint. In addition to the requirements given in section 16.8 on ceilings, the vertical drop between the ends of the two membrane sheets for horizontal overlaps should be a minimum of two studs.

16.7 The membrane should be adequately supported, to avoid the possibility of ponding.

16.8 At the end walls of vaulted constructions, the membrane must be turned down onto the end wall by a minimum 300 mm. The membrane is mitred as necessary to fit the curve of the ceiling, and the joint sealed with Oldroyd Jointing Tape. The wall membrane should be cut to fit the curve of the ceiling, fixed in front of the ceiling membrane, and the gap sealed with Oldroyd Jointing Tape or Rope.

Walls

16.9 Installation of the membrane is commenced at the top of the construction. Joints are made by overlapping the membrane by a minimum of two studs.

16.10 The membrane is installed over windows and then cut away to expose them. For doors and other obstructions, the membrane is installed up to the perimeter. In both cases the gaps are sealed with Oldroyd Jointing Rope or Tape.

16.11 For above-ground applications, where the system is not sealed, standard metal edge lathing is fixed at the top and bottom of the membrane to maintain a 10 mm gap at wall/ceiling and a 20 mm gap at wall/floor junctions.

16.12 Spacers measuring 3 mm by 200 mm are fixed at 600 mm centres behind the skirting board and ceiling coving to ensure a ventilation gap. Alternatively, a proprietary ventilated skirting board or ceiling coving may be used.

17 Plastering

The product should be plastered with a plaster recommended in the current Certificate holder's technical literature, using the procedures defined in BS 5492 : 1990, BS 8000-10 : 1989, BS EN 13914-2 : 2005 and/or the appropriate Agrément Certificate.

18 Rendering

18.1 Where the membrane has been used externally, it should be rendered with a cement-lime-sand (1:1:6) render applied in three coats to a total thickness of 20 mm using the procedures

defined in BS 5262 : 1991, BS 8000-10 : 1995 and BS EN 13914 : 2005.

18.2 The render should be applied in three coats, with seven to ten days being allowed between render coats.

18.3 Due to the difference in thermal characteristics between Oldroyd P and the render, expansion joints through the render to the membrane must be trowelled in along each lap joint (ie at maximum centres of 1.4 metres) to reduce the possibility of cracking. These joints must be filled with a suitable flexible polymer-based sealant.

18.4 A 5 mm ventilation gap at the top, and at least 20 mm at the bottom should be left to assist the ventilation of the air gap behind the Oldroyd membrane.

18.5 Where a sand-cement mix is to be used internally, two coats each of 7 mm thickness are applied and finished with a 3 mm thick gypsum-based skim coat.

19 Dry lining

19.1 A bonding plaster to BS 1191-2 : 1973, Type A3, is mixed and applied in vertical strips over the fixing centres and in bands along the top and bottom of the membrane. The plaster dabs are applied to a minimum thickness of 8 mm, and should cover a minimum of 50% of the membrane.

19.2 Gypsum plasterboard to BS 1230-1 : 1985, or similar dry-lining boards covered by an Agrément Certificate, are pressed onto the plaster dabs and jointed in the usual manner. Temporary spacers are positioned under the dry lining to support it during the curing period.

20 Finishing

20.1 After installation, surfaces may be skimmed using conventional gypsum plasters.

20.2 Where the membrane is installed internally and plastered, permanent decoration, such as vinyl papers or oil paint, may be applied. Temporary permeable decoration (necessary when a remedial dpc installation is replastered conventionally) is not necessary.

20.3 Once the plastered, dry-lined or rendered surface has dried, the surface can be painted or wallpapered using traditional methods and materials.

Technical Investigations

The following is a summary of the technical investigations carried out on Oldroyd P.

21 Tests

Tests were carried out to the BBA's test specifications to determine:

- impact resistance of installed product
- thickness and dimensions of product
- nail tear resistance
- bond-strength of mesh.

22 Investigations

An assessment was made of the scope of use and durability of the system in relation to the generic properties of the membrane.

Additional Information

The management systems of Oldroyd AS have been assessed and registered as meeting the requirements of NS EN ISO 9001 : 2000 and NS EN ISO 14001 : 2004 by TIS Teknologisk Institut Sertificering (Registration Nos 213 and 214).

Bibliography

- BS 1191-2 : 1973 *Specification for gypsum building plasters — Premixed lightweight plasters*
- BS 1230-1 : 1985 *Gypsum plasterboard — Specification for plasterboard excluding materials submitted to secondary operations*
- BS 5262 : 1991 *Code of practice for external renderings*
- BS 5492 : 1990 *Code of practice for internal plastering*
- BS 6576 : 2005 *Code of practice for diagnosis of rising damp in walls of buildings and installation of chemical damp-proof courses*
- BS 8000-10 : 1995 *Workmanship on building sites — Code of practice for plastering and rendering*
- BS EN 13914-2 : 2005 *Design, preparation and application of external rendering and internal plastering — Design considerations and essential principles for internal plastering*
- NS EN ISO 9001 : 2000 *Quality management systems — Requirements*
- NS EN ISO 14001 : 2004 *Environmental Management systems — Specification with guidance for use*
- BWPDA Code of Practice COP3 : 1997 *Code of Practice for Installation of Chemical Damp-proof Courses*

Conditions of Certification

23 Conditions

23.1 This Certificate:

- relates only to the product/system that is named and described on the front page
- is granted only to the company, firm or person named on the front page — no other company, firm or person may hold or claim any entitlement to this Certificate
- is valid only within the UK
- has to be read, considered and used as a whole document — it may be misleading and will be incomplete to be selective
- is copyright of the BBA
- is subject to English law.

23.2 References in this Certificate to any Act of Parliament, Regulation made thereunder, Directive or Regulation of the European Union, Statutory Instrument, Code of Practice, British Standard, manufacturers' instructions or similar publication, are references to such publication in the form in which it was current at the date of this Certificate.

23.3 This Certificate will remain valid for an unlimited period provided that the product/system and the manufacture and/or fabrication including all related and relevant processes thereof:

- are maintained at or above the levels which have been assessed and found to be satisfactory by the BBA
- continue to be checked as and when deemed appropriate by the BBA under arrangements that it will determine
- are reviewed by the BBA as and when it considers appropriate.

23.4 In granting this Certificate, the BBA is not responsible for:

- the presence or absence of any patent, intellectual property or similar rights subsisting in the product/system or any other product/system
- the right of the Certificate holder to manufacture, supply, install, maintain or market the product/system
- the actual works in which the product/system is installed, used and maintained, including the nature, design, methods and workmanship of such works.

23.5 Any information relating to the manufacture, supply, installation, use and maintenance of this product/system which is contained or referred to in this Certificate is the minimum required to be met when the product/system is manufactured, supplied, installed, used and maintained. It does not purport in any way to restate the requirements of the Health & Safety at Work etc Act 1974, or of any other statutory, common law or other duty which may exist at the date of this Certificate or in the future; nor is conformity with such information to be taken as satisfying the requirements of the 1974 Act or of any present or future statutory, common law or other duty of care. In granting this Certificate, the BBA does not accept responsibility to any person or body for any loss or damage, including personal injury, arising as a direct or indirect result of the manufacture, supply, installation, use and maintenance of this product/system.



In the opinion of the British Board of Agrément, the Oldroyd P is fit for its intended use provided they are installed, used and maintained as set out in this Certificate. Certificate No 06/4345 is accordingly awarded to Oldroyd AS.

On behalf of the British Board of Agrément

Date of issue: 20th June 2006

Chief Executive

British Board of Agrément

P O Box No 195, Bucknalls Lane
Garston, Watford, Herts WD25 9BA
Fax: 01923 665301

©2006

e-mail: mail@bba.star.co.uk
website: www.bbacerts.co.uk



For technical or additional information,
contact the Certificate holder (see
front page).
For information about the Agrément
Certificate, including validity and
scope, tel: Hotline 01923 665400,
or check the BBA website.