

Roxil[®]

WOOD PROTECTION CREAM



External Timber Protection

Keep Wood Looking Good for Longer

The **Roxil® External Timber Protection Range** has been specifically designed to protect external softwood and weathered hardwood timbers from the damaging effects of moisture. It enables users to clean, protect and maintain outdoor timbers without causing damage or changing their natural appearance.



Clean



Roxil® Wood & Patio Cleaner Roxil® Surface Biocide Concentrate

Roxil® Wood & Patio Cleaner is a liquid based biocidal cleaner for exterior surfaces such as decking, fencing, sheds and patios. The powerful formula allows for easier cleaning of surfaces. Simply apply and wash off with water. It is an effective non-destructive alternative to acid-cleaning or pressure washing.



**KILLS AND LOOSENS
BIOLOGICAL
GROWTH**



**MULTI-SURFACE:
PAVING, WOOD
AND PATIOS**



**FAST AND
NON-ABRASIVE
CLEANING**

Protect



Roxil® Wood Protection Cream

Roxil® Wood Protection Cream is a silicone cream emulsion that weatherproofs the surface of softwoods and weathered hardwoods from the effects of moisture such as degradation, warping and mould or algae growth. A single application of the colourless formula protects outdoor wooden structures from the harmful effects of moisture for 10 years^[1] with maintenance.



**SINGLE COAT
COLOURLESS
FORMULA**



**PROTECTS WOOD
FROM MOISTURE
FOR 10 YEARS**



**REDUCED MOULD
AND ALGAE
GROWTH**


^[1] Based on accelerated QUV aging and good maintenance

How and Why to Apply

Prepare

All prior coatings should be completely removed and, if necessary, the wood should be sanded down to provide a clean, sound surface. It is recommended to clean all wood surfaces with **Roxil® Wood & Patio Cleaner** prior to the application of **Roxil® Wood Protection Cream**. After 24 hours rinse the surface with fresh, clean water and allow to dry completely.

1



Apply

Roxil® Wood Protection Cream should only be applied in temperatures between 5 – 30°C and not when heavy rain is forecast. Apply a thin even coat by brush or roller. Care should be taken to ensure **Roxil® Wood Protection Cream** does not splash onto glass, paintwork, plants, etc. Any splashes can be easily wiped away, with a cloth or paper towel.

2



Maintain

The service life of **Roxil® Wood Protection Cream** can be enhanced by regular maintenance, especially on horizontal surfaces where there is an increased contact time with water. On occasion it is expected that a small amount of organic growth may settle on the surface, this can be removed by gentle cleaning using **Roxil® Wood & Patio Cleaner**.

3



After application, **Roxil® Wood Protection Cream** penetrates into the wood over a period of a week, after which the wood will return to its natural colour and form a water repellent barrier. **Roxil® Wood Protection Cream** is easy to apply and lasts longer than competitor products, with only a single coat.

For full instructions,
please refer to the
technical datasheet:




Why Use a Wood Protector?

Deteriorated Appearance

Wet weather conditions can cause wood to become degraded and dirty in a short space of time due to the effects of moisture. This degradation is accelerated on upward-facing areas that are in shade or subject to high levels of rainfall.

An application of **Roxil® Wood Protection Cream** will make the surface of wood water-repellent. This will protect it from moisture ingress, keeping the wood cleaner and reducing the rate of discolouration.



Swelling and Warping

When wood takes on moisture, it expands. Wooden structures that contain excess moisture can buckle and break, due to warped or broken sections of moisture-damaged timber.

Roxil® Wood Protection Cream's powerful formula greatly reduces moisture ingress, minimising the expansion that causes wood to warp or split. This increased structural stability can extend the life of softwoods and weathered hardwoods.



Mould and Algae Growth

Mould and algae grow in wet conditions. Growth mainly occurs because the surface of the wood is damp. It can be more severe on flat and horizontal surfaces, where rainwater can collect. Repeated instances can permanently discolour wood.

Treatments must be chosen carefully as some natural oils can actually increase the likelihood of biological growth. Maintain regularly using **Roxil® Wood & Patio Cleaner** to ensure your wooden structures look good for longer.



Wood Preservers for Extra Protection

Wood is an extremely versatile and attractive construction material, making it ideal for exterior structures such as fences, sheds, decking, furniture and more.

If softwoods are left unprotected from the outdoor elements they not only risk deterioration from moisture, mould and algae growth – but also from rot, fungal attack and woodworm infestation.

A **Roxil® Wood Preserver** or **Roxil® Coloured Wood Preserver** pre-treatment significantly extends the life expectancy of exterior wood. These ready-to-use liquid wood preservers penetrate deeply into softwoods and defend them against mould, rot and fungal attack.

NOTE: when applying Roxil® Wood Preserver to hard or planed wood, the surface should be washed down with clean water after 24 hours and prior to applying Roxil® Wood Protection Cream

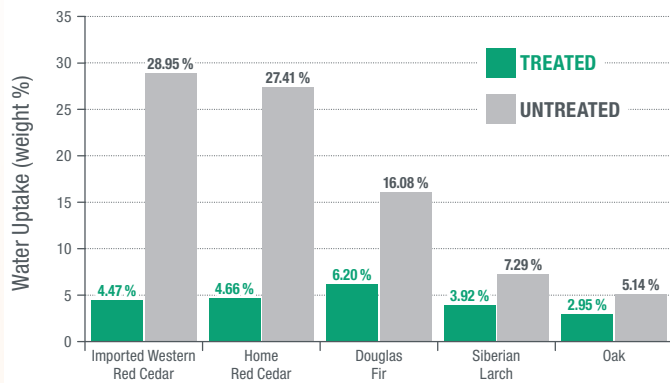


Proven Results

Cladding Tests

Roxil® Wood Protection Cream can be used on timber cladding to maintain its appearance for longer. The cream also reduces extractive bleed, biological growth and warping. The effectiveness of **Roxil® Wood Protection Cream** will depend on the absorbency of the wood it is applied to.

Water Uptake of Roxil® Treated and Untreated Wood Samples After 24 Hours



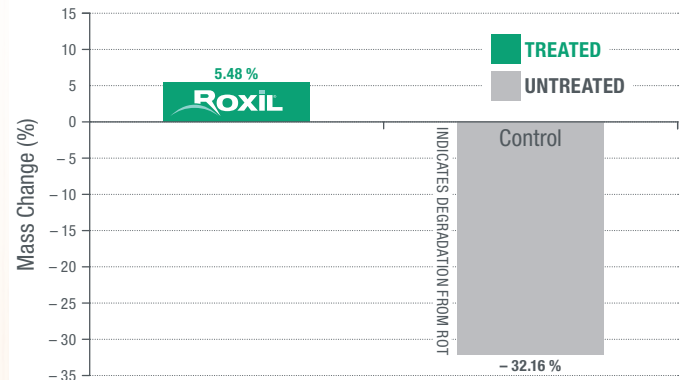
For very absorbent cladding wood such as Western Red Cedar, **Roxil® Wood Protection Cream** will reduce water uptake by up to 85%. Less absorbent wood such as Oak will also benefit from an application of **Roxil® Wood Protection Cream**. However, the reduction in water uptake will be less marked.



Protecting Fence Posts

Roxil® Wood Protection Cream can be used to protect fence posts and end grain wood in ground contact from the effects of moisture. This delays degradation from rot to ensure a longer lifetime.

Mass Change After Ground Contact – Mass Loss Indicates Degradation



Roxil® Wood Protection Liquid

Roxil® Wood Protection Liquid offers the protection of **Roxil® Wood Protection Cream** in sprayable form. Use a 5-litre pressure spray to quickly cover large areas like fences or sheds in 2 coats. While **Roxil® Wood Protection Liquid** offers quick application time, **Roxil® Wood Protection Cream** gives even coverage and lasts longer with only a single coat.



Precautions

Read instructions and health and safety data sheet (available upon request) before use. Keep out of reach of children and animals. Unprotected persons and animals should be kept away from treated surfaces until dry.

Further Information

Roxil® Wood Protection Cream is part of the Roxil® Outdoor Protection Range.

Full application guidelines are available upon request, or can be downloaded free from our website:

www.safeguardeurope.com/roxil



Roxil® Wood
& Patio Cleaner

Roxil® Surface
Biocide Concentrate

Roxil® Wood
Protection Cream

Roxil® 2-Part
Wood Filler

Roxil® Wood
Protection Liquid

Roxil®
Patio Cream

Roxil® Wood
Preserver

Roxil® PC Coloured
Wood Preserver



Safeguard Europe Ltd., Redkiiln Close,
Horsham, West Sussex.
United Kingdom. RH13 5QL.

T 01403 210204 F 01403 217529
E info@safeguardeurope.com

www.safeguardeurope.com/roxil

