

# Roxil<sup>®</sup>

## PATIO CREAM



Patio & Paving Maintenance



# Keep Your Patio Cleaner for Longer

## The Necessity of Patio & Paving Maintenance

All patio and paved exterior surfaces require maintenance to keep them looking their best and to prolong their service life. Even expensive 'maintenance-free' patio and paving materials will need to be cleaned and protected to prevent deterioration. One of the prime causes of patio and paving deterioration is dampness. If patio slabs and stone are able to get damp, they are at risk from biological growth, freeze/thaw and staining.



## 1. Clean



### Roxil® 100 Wood & Patio Cleaner

### Roxil® 200 Surface Biocide Concentrate

**Roxil® 100 Wood & Patio Cleaner** is a liquid based biocidal cleaner for exterior surfaces such as decking, fencing, sheds and patios. The powerful formula allows for easier cleaning of surfaces when applied before washing away. It is an effective non-destructive alternative to acid-cleaning or pressure washing.

- Cleans patios, paving and wood
- Kills and loosens biological growth
- Easy ready-to-use application
- Fast and non-abrasive cleaning formula
- Compatible with **Roxil® Patio Cream**

## 2. Protect



### Roxil® Patio Cream

**Roxil® Patio Cream** is a specially formulated treatment for helping patios to stay clean for longer. Once applied with a brush or roller, it waterproofs the patio surface by forming an invisible film and deposits a 'locked-in' biocide, making it less hospitable to biological growth without affecting the patio's appearance.

- Reduces moss, lichen and algae growth
- Retains natural appearance of the surface
- Effective on patios, paving, flagstones and block paving
- Easy single coat application with brush or roller
- Cream formula allows accurate application



# Maintain

## 3. Maintain

The initial application of **Roxil® 100 Wood & Patio Cleaner** and **Roxil® Patio Cream** will return your patio to a clean and natural appearance. Compared to an untreated patio, a Roxil® treated patio will be easier to clean and require cleaning less often.

There may, however, still be some maintenance required to keep your patio looking its best. During the wettest months of the year some surface biological growth may occur due to pooling water.

This can be easily cleaned away using **Roxil® 100 Wood & Patio Cleaner**. Penetrative lichen and algae growth that would have been likely to occur will be significantly reduced by the **Roxil® Patio Cream**.



### The Dangers of Pressure Washing

A common patio cleaning method is to use a pressure washer. They can produce impressive results but frequent use can cause long term problems.

The high powered spray can accelerate surface erosion, damage weak points in the slab and destroy mortar joints. This leaves the patio at risk of destabilising and more likely to suffer from weed issues.



### Roxil® – A Long Term Solution

The **Roxil® Patio & Paving Maintenance Range** has been specifically developed to provide a non-destructive method of patio and paving maintenance.

Using **Roxil® 100 Wood & Patio Cleaner** in conjunction with **Roxil® Patio Cream** not only reduces the frequency of cleaning but will help to make the patio or paved surface last longer without the need for replacement.





# Why Preserve My Patio?

## Reduce Moss, Lichen and Algae Growth

Most patios begin to look tired and unclean because moss, lichen, algae and mould starts to grow. Black spot algae in particular can be very hard to remove.

**Roxil® Patio Cream** penetrates into the patio or paving surface and forms a waterproof film whilst depositing a 'locked-in' biocide that reduces biological growth. Any surface growth that does occur can be easily cleaned using **Roxil® 100 Wood & Patio Cleaner**.



✗ Untreated



✓ Treated with Roxil®

## Retain Natural Appearance

Traditional patio and paving preservers often alter the appearance of the surface that they are treating. Many competing products leave a sheen or 'wet-look' that can be undesirable.

**Roxil® Patio Cream's** unique cream formula absorbs into and bonds with the stone or concrete to which it is applied. It does not leave a visible or glossy film on the surface and retains a natural appearance.



✗ Treated with high-gloss sealer



✓ Treated with Roxil®

## Prevent Physical Damage

Frequent pressure washing of patios and paved surfaces can cause surface wear, damage to weak points in the slab and destroy mortar joints. Untreated patios are also at risk from freeze/thaw damage.

An application of **Roxil® Patio Cream** and regular use of **Roxil® 100 Wood & Patio Cleaner** helps to keep patios and paving clean using non-destructive methods. The invisible waterproof film provided by **Roxil® Patio Cream** will also help to reduce freeze/thaw damage.



✗ Untreated



✓ Treated with Roxil®




# Application Instructions




If cleaning is necessary, apply **Roxil® 100 Wood & Patio Cleaner** to the stonework/patio slabs via spray or direct application. Leave it to soak in for at least 1 hour. For best results leave for 24 hours.



Scrub the area with a stiff brush, paying special attention to areas with the most biological growth.




Rinse the area with clean water, brush away any left-over debris and leave to dry naturally. Leave for at least 24 hours if cleaning before application of **Roxil® Patio Cream**.



Ensuring it is dry, brush away any loose debris from the area to be treated.



Apply small amounts of **Roxil® Patio Cream** directly to a section of the treatment area and distribute evenly using a brush or roller before repeating the process on the next section.



Allow the cream to absorb into the stonework/patio slabs for 24 hours until they appear dry. See the technical datasheet for more information.



## Roxil® 100 Wood & Patio Cleaner Roxil® 200 Surface Biocide Concentrate

	Roxil® 100	Roxil® 200
Appearance	Clear liquid	Clear liquid
Recipe Type	Low-viscosity; water based	Low-viscosity; water based
Density	1.0 g/cm <sup>3</sup>	1.0 g/cm <sup>3</sup>
Size(s) & Packaging	500 ml spray bottles and 5 litre jerry cans	5 litre jerry cans
Coverage	1 litre will cover approximately 5 m <sup>2</sup> <sup>[1]</sup>	1 litre will cover approximately 5 m <sup>2</sup> <sup>[1]</sup>
Storage	Store above 5 °C in dry conditions in original container	Store above 5 °C in dry conditions in original container
Shelf Life	12 months	12 months
Active Ingredient(s)	Alkyl (C12-16) dimethylbenzyl ammonium chloride (0.98% w/w), surfactants	Alkyl (C12-16) dimethylbenzyl ammonium chloride 4.99 % (w/w)
HSE Number	10386	10646



## Roxil® Patio Cream

Appearance	White cream
Density	0.8 g/cm <sup>3</sup>
Size(s) & Packaging	3 litre and 5 litre plastic buckets
Coverage	1 litre will cover approximately 3 m <sup>2</sup> on Sandstone <sup>[1]</sup> <sup>[2]</sup>
Service life	10 years
Storage	Store in a cool, well ventilated area. Keep container tightly closed. Protect from frost.
Shelf Life	12 months

<sup>[1]</sup> Coverage will vary depending upon the roughness and absorbency of the substrate

<sup>[2]</sup> Application should only take place in temperatures above 5 °C



## Precautions

Read instructions and health and safety data sheet (available upon request) before use.

Keep out of reach of children and animals.

Unprotected persons and animals should be kept away from treated surfaces until dry.

## Further information

**Roxil® Patio Cream** is part of the Roxil® Outdoor Protection Range.

Full application guidelines are available upon request, or can be downloaded free from our website:

[www.safeguardeurope.com/roxil](http://www.safeguardeurope.com/roxil)



Roxil® 100 Wood  
& Patio Cleaner

Roxil® 200 Surface  
Biocide Concentrate

Roxil® Wood  
Protection Cream

Roxil® 2-Part  
Wood Filler

Roxil® Wood  
Protection Liquid

Roxil®  
Patio Cream

Roxil® Wood  
Preserver

Roxil® PC Coloured  
Wood Preserver



Safeguard Europe Ltd., Redkiln Close,  
Horsham, West Sussex.  
United Kingdom. RH13 5QL.

T 01403 210204 F 01403 217529  
E [info@safeguardeurope.com](mailto:info@safeguardeurope.com)

[www.safeguardeurope.com/roxil](http://www.safeguardeurope.com/roxil)