

STORM DRY®

MASONRY PROTECTION CREAM

Application

GUIDELINES



Stops **rain** penetration

Saves **energy**

Improves **flood** resistance



Application Guidelines

What You Will Need



STORMDRY® MASONRY
PROTECTION CREAM

STIFF NATURAL
BRISTLE BRUSH

PAINT BRUSHES
AND/OR ROLLER

Preparation

Stormdry® Masonry Protection Cream should be applied to dry, porous, external surfaces ^[1]. It should not be applied over sealed or painted surfaces and is intended for above ground use only. Apply when rain is not forecast for the next 24 hours. Minimum application temperature is 5 °C, **Stormdry® Cream** should not be applied if temperatures are forecast to drop below this temperature. For the treatment to be successful it is necessary to check all joint and roof connections. Hairline cracks up to 0.3 mm can be 'bridged' by **Stormdry® Cream**. It may be necessary to fill wider cracks in brick/stonework and repoint using a suitable cement or lime-based mortar incorporating Stormdry® Repointing Additives. Wait 7 – 14 days for cement mortar, longer for natural lime mortar before **Stormdry® Cream** application. Dirty surfaces should be cleaned with SoluGuard® Multi-Surface Biocide before the application of **Stormdry® Cream** to the recommendations given in BS 8221-1:2000: Code of practice for cleaning and surface repair of buildings. Cleaning of natural stones, brick, terracotta and concrete. Application to structures containing high levels of salt should be avoided.

Test Area

Stormdry® Cream has been formulated to be colourless once cured. Slight darkening may occur when it is applied to some substrates. This will usually fade over time, but it is recommended that a small test area is treated before full application begins.

Coverage

Coverage rate: 5 m² per litre ^[2]

Pack size	Area treated ^[2]
1 litre	5 m ²
3 litres	15 m ²
5 litres	25 m ²
20 litres	100 m ²

^[1] Some masonry materials, like limestone, are unsuitable for Stormdry® Cream treatment. See technical datasheet, included with this document, for more information.

^[2] The coverage rate will vary depending upon the roughness and absorbency of the surface, use as a guide only.

Application

1



Carry out surface preparation as described in 'Preparation' section. Remove any loose mortar, dust and debris using a masonry brush. When biological growth such as algae or lichen needs to be removed, apply SoluGuard® Multi-Surface Biocide in accordance with instructions.




2



Stormdry® Cream can be applied by brush around details such as windows.

Care should be taken to ensure that **Stormdry® Cream** does not splash onto glass, paintwork, plants, paving, etc. Any splashes should be cleaned away with warm soapy water.

3



Larger areas can be covered more quickly using roller application.

Stormdry® Cream can also be applied by airless spray – call our technical department for details.



4



Check for any 'missed' areas that have not been treated (e.g. voids in brickwork or deep mortar beds) and apply **Stormdry® Cream** to these areas using a small brush.

5



Stormdry® Cream appears white immediately after treatment – making it easy to tell which areas have been treated.

6




15 – 20 minutes after application, **Stormdry® Cream** starts to penetrate into the masonry and the whiteness will fade.

7



After 24 – 48 hours the wall will return to its original appearance.



8



As **Stormdry® Cream** is formulated to penetrate deeply into masonry. It can take up to two months after application for a noticeable 'beading effect' to appear during rainfall, however, the masonry will be resistant to light rain after two to four hours.

9



A Stormdry® Gauge can be used to demonstrate the effectiveness of the treatment. The test should be carried out before treatment and at least 28 days after applying **Stormdry® Cream**. This allows the water absorption abilities of the wall to be compared.

STORM DRY[®]

MASONRY PROTECTION CREAM

- 25 Year BBA Approved Masonry Protection
- UKCA and CE marked for use on concrete
- Single coat application by brush, roller or airless sprayer
- Can be used on brickwork, render, concrete or sandstone
- Deeply penetrating
- Allows masonry to breathe naturally
- Protects Cavity Wall Insulation and Internal Wall Insulation



Safeguard Europe Ltd
Redkiln Close,
Horsham, West Sussex,
United Kingdom. RH13 5QL

T 01403 210204 F 01403 217529
E info@safeguardeurope.com
www.safeguardeurope.com
www.stormdry.com

Stormdry® Masonry Protection Cream

Product Description

Stormdry® Masonry Protection Cream is a deeply penetrating water-repellent silicone cream for the protection of external masonry. The thick, white cream is ready to use and applied by brush, roller or airless spray. It penetrates into brickwork, masonry, mortar and concrete, where it will cure to a colourless, natural finish, lasting for over 25 years. **Stormdry® Cream** can help improve the energy efficiency of dwellings by reducing heat loss.

Accreditations and Markings


**UK
CA**
CE
EN1504-2:2004


Benefits

- Deeply penetrating
- Single coat application
- Breathable
- Durable – Agrément Certified to last 25 years
- UKCA and CE marked for use on concrete

Properties

Appearance	Thick, white cream
Density	0.86 g/cm ³
Size(s) & Packaging	1 litre metal tin, 3, 5 and 20 litre plastic buckets
Coverage	5 m ² per litre ^[1] (single coat application)
Penetration	12 mm on Fletton brick
Service Life	25 year BBA accreditation
Storage	Store in a cool, well ventilated area. Keep container tightly closed. Protect from frost
Shelf Life	18 months (12 months for 20 litre)

Application Information

Preparation

Stormdry® Cream should be applied to dry, porous surfaces. It should not be applied over sealed or painted surfaces and is intended for above ground use only.

For the treatment to be successful it is necessary to check all joint and roof connections. Hairline cracks up to 0.3 mm can be 'bridged' by **Stormdry® Cream**. It may be necessary to fill wider cracks in brick/stonework and repoint using a suitable cement or lime based mortar incorporating Stormdry® Repointing Additive No.1. After any repointing work, it is advisable to wait an appropriate amount of time to allow the mortar to cure before applying **Stormdry® Cream**. For cement mortars this is typically 7 – 14 days, whereas for natural lime mortars this may be several weeks to months.

Stormdry® XR-Mortar can be used to seal cracks in masonry and patch repair small areas of damaged pointing, wait at least 4 hours before the application of **Stormdry® Cream**.

If required, Stormdry® MAX can be used as a top coat when multiple fine cracking is seen on the wall surface.

Dirty surfaces should be cleaned before the application of **Stormdry® Cream** to the recommendations given in BS 8221-1:2000, "Code of practice for cleaning and surface repair of buildings. Cleaning of natural stones, brick, terracotta and concrete."

Remove any loose mortar, dust etc., using a masonry brush. When biological growth needs to be removed, apply Soluguard® Multi-Surface Biocide in accordance with instructions. Application to structures containing high levels of salt should be avoided.

^[1] The coverage rate will vary depending upon the roughness and absorbency of the surface, use as a guide only.

Application Conditions

Stormdry® Cream should be applied when the weather is mild and dry in the days before and after application. Do not apply if rain is forecast for the next 24 hours. Minimum application temperature is 5 °C and rising.

Cold temperatures can slow the absorption of **Stormdry® Cream** and the product should not be applied if temperatures are forecast to drop below 5 °C overnight or in the first few days after application.

Test Area

Stormdry® Cream has been formulated to be colourless once cured. Slight darkening may occur when it is applied to some substrates, which will usually fade over time. A small test area should be conducted prior to application to determine compatibility with the intended substrate. Ensure both the test area and application conditions are representative of the total area to be treated.

Substrate

Stormdry® Cream has been shown to be effective on common masonry materials including clay bricks, various sandstones, sand-based mortars and dense concrete blocks. Details of substrate compatibility and performance are available on request from our technical department.

A small proportion of masonry materials are unsuitable for treatment due to their particular surface chemistry. These include pure limestone^[2] and some types of lower density non-facing concrete blocks which are generally used for internal wall construction. Safeguard are able to offer alternative treatments suitable for these materials.

Always try a test area first to determine suitability of the substrate. Stormdry® Gauges are available for this purpose, please contact us for further advice.



Application

Apply by brush, roller or spray. Larger areas can be covered more quickly using roller application. Details such as around windows are best covered by brush. Care should be taken to ensure that **Stormdry® Cream** does not splash onto glass, paintwork, paving, patios, plants, etc. Any splashes should be cleaned away with warm soapy water to avoid staining. After application, tools should be cleaned immediately with warm, soapy water.

Stormdry® Cream appears white immediately after treatment, making it easy to tell which areas have been treated. After 15 – 20 minutes from application the cream starts to penetrate into the masonry and the whiteness will fade over time. After 24 – 48 hours the wall will have returned to its original appearance, there may be some slight darkening which will fade over time.

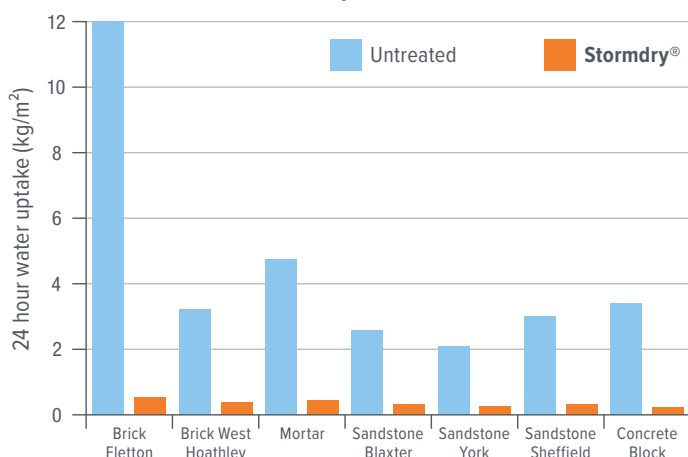
The masonry will generally be resistant to light rain after 2 – 4 hours. As **Stormdry® Cream** is formulated to penetrate deeply into masonry it can take up to two months for a noticeable “beading effect” to appear when rainfall strikes the wall.

Post Application

A Stormdry® Gauge can be used to demonstrate the effectiveness of the treatment. The test should be carried out at least 28 days after applying **Stormdry® Cream** which allows the water absorption of the wall before and after treatment to be compared.

Stormdry® Cream can be over-painted with water-based masonry paint, provided this is done within 3 – 10 days of application. After this time, a solvent based paint can be applied. It is advisable that a test is carried out in a small area prior to full application to determine product compatibility.

Effectiveness of Stormdry® on Different Substrates



^[2] For limestone, use Raincheck® LS.

Other Information

Stormdry® Cream can be used to protect cavity wall insulation from the effects of penetrating damp. It is recommended to apply **Stormdry® Cream** before installing cavity wall insulation. In cases of CWI failure damp insulation should be removed. The breathable nature of **Stormdry® Cream** will allow any residual dampness from the wall to dry out.

Safeguard Europe Ltd does not warrant specific performance results or compatibility with products not included in the Stormdry® System specification.

For health and safety information see the Safety Datasheet (available upon request).

Stormdry® Cream is produced in accordance with ISO 9001 and ISO 14001 quality and environmental management systems.

Stormdry® Cream is non-hazardous to the environment.

Keep out of reach of children and animals. Unprotected persons and animals should be kept away from treated surfaces until dry.

Information given is in good faith based on experience and usage, however all recommendations are made without warranty or guarantee, since the conditions of use are beyond our control. All goods are sold in accordance with our Conditions of Sale, copies of which are available on request. Customers are advised that products, techniques and codes of practice are under constant review and changes occur without notice; please ensure you have the latest updated information.



Stormdry® Gauge