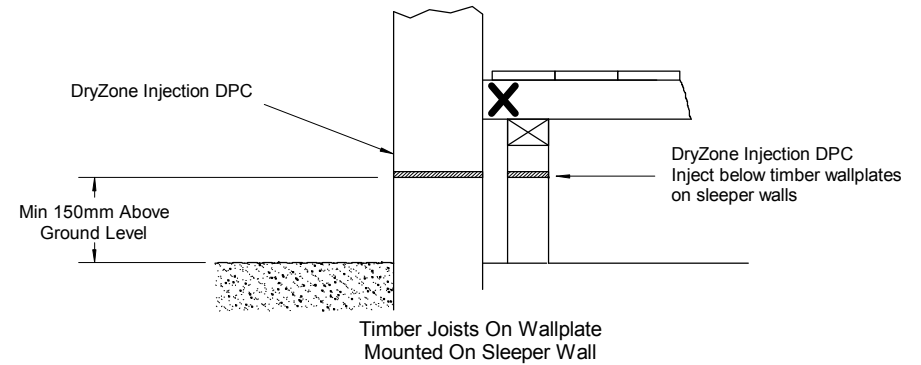
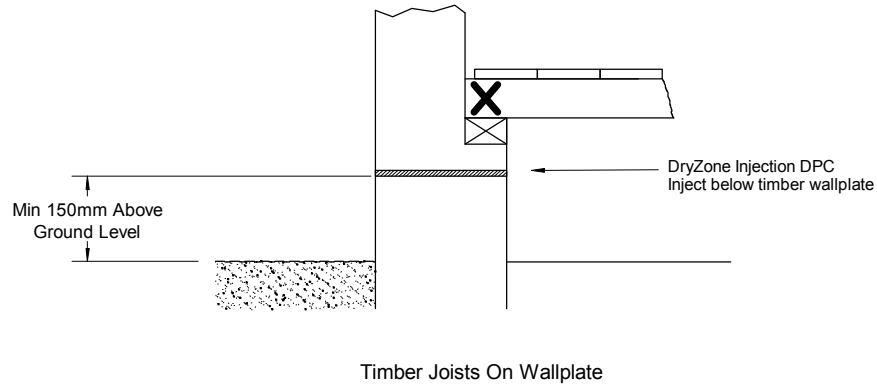
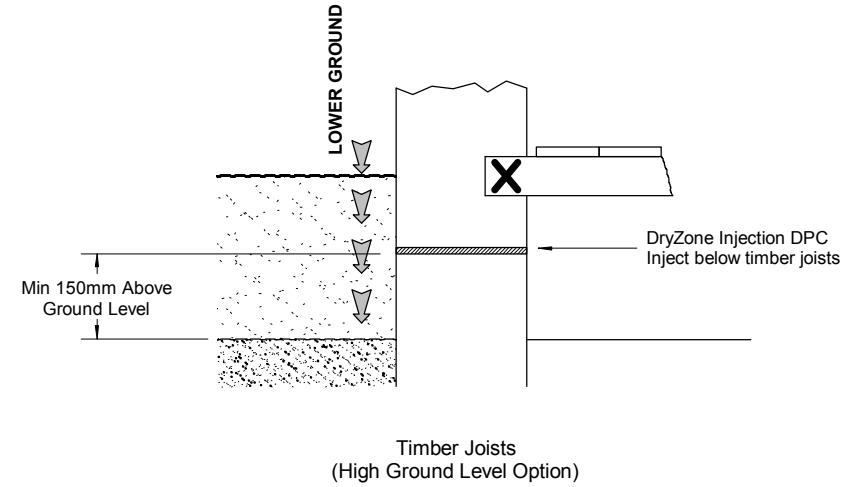
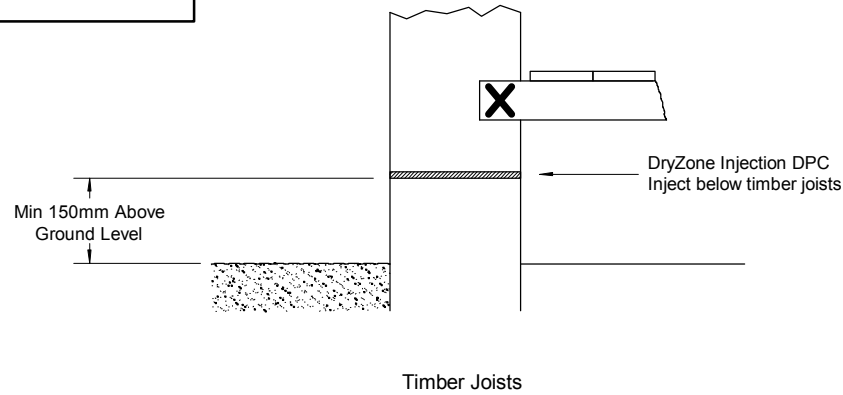


THIS DRAWING IS THE PROPERTY OF SAFEGUARD AND MUST NOT BE LOANED OR COPIED WITHOUT WRITTEN CONSENT

© 2007 SAFEGUARD EUROPE LTD



NOTES: All SAFEGUARD CAD drawings show typical applications and our Technical Department should be consulted before they are used for specification purposes.
Product applicators should refer to the manufacturer's application/installation guidelines.
'X' = All timber should be preferably physically isolated from any damp masonry in the vicinity of the DPC. Where this is not possible, fully treat timbers with Safeguard Probor 50.

System DZ-009(1).tcw (TurboCAD)
Drg. Nos: DZ-009(1).dwg (Autocad)
DZ-009(1).pdf (Acrobat)

CLIENT:-
Safeguard Europe Ltd

CONTRACT No:
DRAWN JDF, CBS
DATE 24th September 2007
SCALE (A3) Not To Scale
CHECKED
APPROVED

TITLE:
DryZone Injection DPC
Installation



DRG. No. DZ-009
REV 1

MOD. BY	DATE	CHK. BY	APP. BY	MOD. BY	DATE	CHK. BY	APP. BY	MOD. BY	DATE	CHK. BY	APP. BY