

DRYZONE

THE COMPLETE DAMP-PROOFING SYSTEM



Dryrod and Dryzone DPC



Dryzone Renovation Plasters



Dryzone Express Replastering



Dryzone Mould-Resistant Paint

The Complete Rising Damp Renovation Range



Call **01403 210204** for more information.

Visit www.safeguardeurope.com for further technical information.

Step 1: Stop the Damp

How Does The Dryzone System Work?

The Dryzone System is a range of products designed to eliminate rising damp and allow easy renovation of damaged interior walls. The Dryzone System offers a complete solution allowing the user to solve the problem of rising damp from start to finish.

Stop the Damp - with our Patented and BBA Approved Remedial Damp-Proof Courses

In order to stop the progress of rising damp through a wall, it is necessary to create a new damp-proof course. The most practical and effective way to do this is to make an existing mortar course into a waterproof barrier, using one of two BBA approved high strength damp-proofing products:

Dryzone Damp-Proofing Cream

This is a patented high-strength silicone based cream that is injected into holes drilled at regular intervals along a mortar course. Once injected, the cream diffuses along the mortar course before curing to form a breathable water-repellent resin – preventing dampness from rising up the wall.

- The original damp-proofing cream - most highly accredited treatment
- High performance formula
- No specialist tools required



Dryrod Damp-Proofing Rods

These patented 12 mm diameter fibre rods carry a powerful water-repellent material. They are simply inserted into holes drilled at regular intervals along a mortar course. Once inserted, the rods diffuse their water-repellent material along the mortar course, curing to form a breathable barrier to rising damp.

- Most effective rising damp treatment available
- Delivers the correct dose every time
- No spillages or mess to clean up



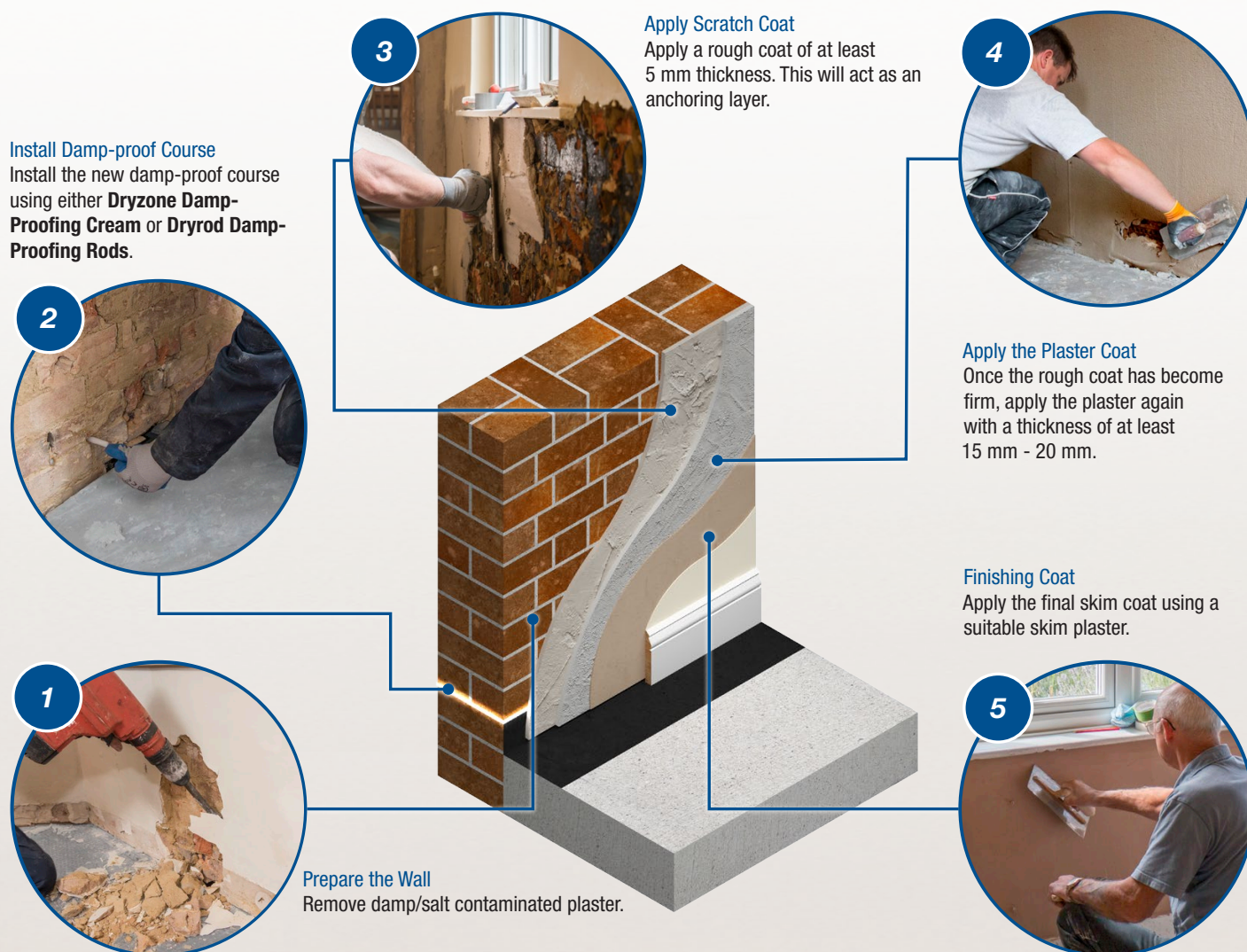
FAST • CLEAN • EFFECTIVE

Step 2: Replaster

Replastering System No.1: Dryzone Renovation Plasters

Dryzone Damp-Resistant Plaster is a modern formulation of breathable damp and salt resistant plaster that can be applied with traditional plastering techniques. Unlike the sand and cement renders that are often used, Dryzone Renovation Plasters are non-destructive to the underlying masonry, do not require gauging and present a warm surface.

For older buildings, **Dryzone Hi-Lime Renovation Plaster** is also available. The plaster blend which contains a high proportion of natural hydraulic lime and calcite is highly breathable, quick drying and suitable for heritage applications.



Replastering System No.2: Dryzone Express Replastering System

This specification utilises plasterboard, which is adhered to the wall using **Drygrip Adhesive** in conjunction with **Dryshield Cream** which inhibits salt growth. This system provides the speed and convenience advantages of a traditional dot and dab plasterboard application and also provides a salt and damp-proof interior wall surface.

It is possible to complete the replastering process from start to finish within 24 hours, making this specification ideal for situations where occupants wish to re-occupy the room as soon as possible.

The system is quicker and consequently less expensive to install per m² than traditional “wet” plaster systems.



Install Damp-proof Course
Install the new damp-proof course using either **Dryzone Damp-Proofing Cream** or **Dryrod Damp-Proofing Rods**.



Apply Dryshield Cream

The cream acts as a primer for the adhesive – maximising bond strength to the masonry substrate.



Fix the Plasterboard with Drygrip
Use **Drygrip Adhesive** and Dryzone System Positioning Plugs to fix the plasterboard onto the wall.

Finishing Coat

Apply the final skim coat using a suitable skim plaster.



Prepare the Wall
Remove damp/salt contaminated plaster.

Step 3: Finish the Job

For extra peace of mind, it is recommended to use **Dryzone Mould-Resistant Emulsion Paint**; an excellent, premium quality, low odour mould-resistant coating guaranteed to protect against unsightly and unhygienic black mould for at least 5 years, even when there is persistent condensation.




FAST • CLEAN • EFFECTIVE

What is Rising Damp?

Rising damp occurs when groundwater rises up through walls, floors and masonry. Bricks and mortar can be very porous and contain many fine capillaries, through which water can rise. This can result in **visible damp patches**, **salt-contamination** and **crumbling plaster** on interior walls.

Most modern properties are built with a damp-proof course, commonly referred to as a DPC. Some properties, however, were built with no damp-proof course, or the original has failed, meaning that rising damp can occur and it is necessary to make remedial repairs.



Electron microscope image showing pores in a brick.



Rising damp

What are the Effects of Rising Damp?

Decorative Spoiling – Moisture and ground salts introduced by rising damp can cause wallpaper to peel, plaster to deteriorate, and paint to blister.



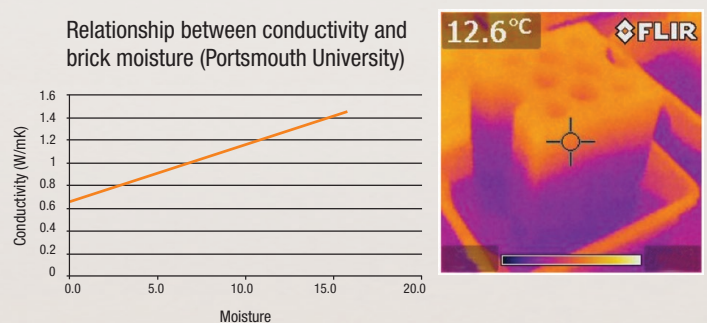
Health Effects – It has been widely documented that excessive dampness in buildings can have negative effects on the health of the building's occupants.



Erosion of the Building Fabric – Ground salts introduced into the wall by rising damp can attack and dissolve the binders in brick, stone, and mortar causing them to lose their strength and structural integrity. Crystallising salts can exert such forces that the mortar, brick, or stone microstructure is destroyed.



Increased Heat Loss – Dampness in porous building materials causes a reduction of insulation properties as air in the pores is replaced by more conductive water. For example, the thermal conductivity of a wet brick has been found to be approximately twice that of a dry brick.



Precautions

Read instructions and health and safety data sheet (available upon request) before use.

Guarantees

Call Safeguard on **01403 210204** for details of specialist contractors who offer guarantees on Dryzone installations.

Further Information

The Dryzone manual "Rising Damp & its Control" is available upon request, or can be downloaded free from our website:

www.safeguardeurope.com/dryzone-system

www.dryzonesystem.com



Safeguard Europe Ltd., Redkirk Close,
Horsham, West Sussex.
United Kingdom. RH13 5QL.

T 01403 210204 F 01403 217529
E info@safeguardeurope.com

www.safeguardeurope.com/dryzone-system

